



## 2. Población según Sexo en Málaga

| MÁLAGA            | MUJERES      | HOMBRES      | TOTAL        | % MUJERES | % HOMBRES |
|-------------------|--------------|--------------|--------------|-----------|-----------|
| 2018              | 297.933      | 275.899      | 573.832      | 51,92     | 48,08     |
| 2017              | 295.829      | 274.177      | 570.006      | 51,85     | 48,15     |
| <b>Diferencia</b> | <b>2.104</b> | <b>1.722</b> | <b>3.826</b> |           |           |

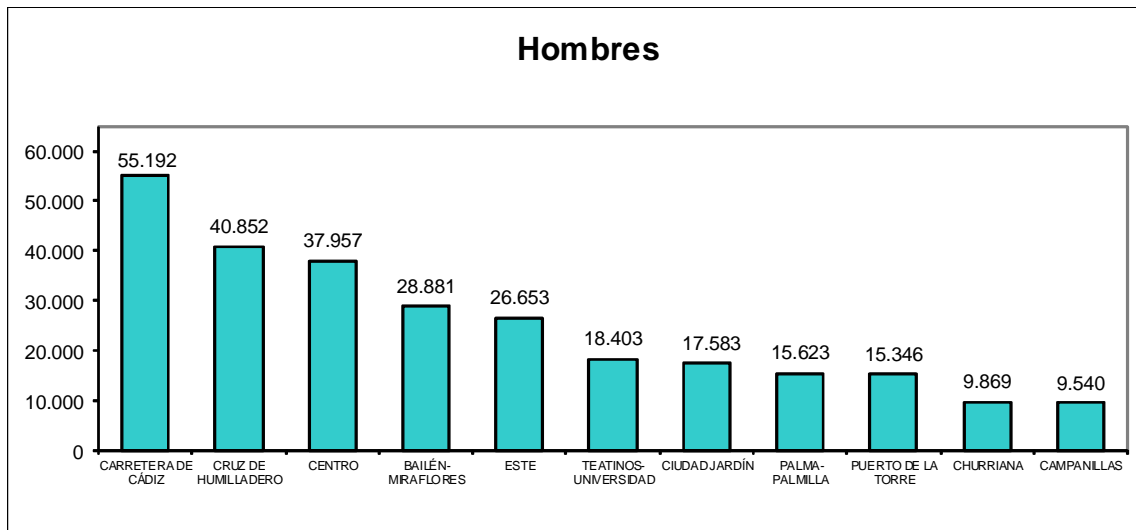
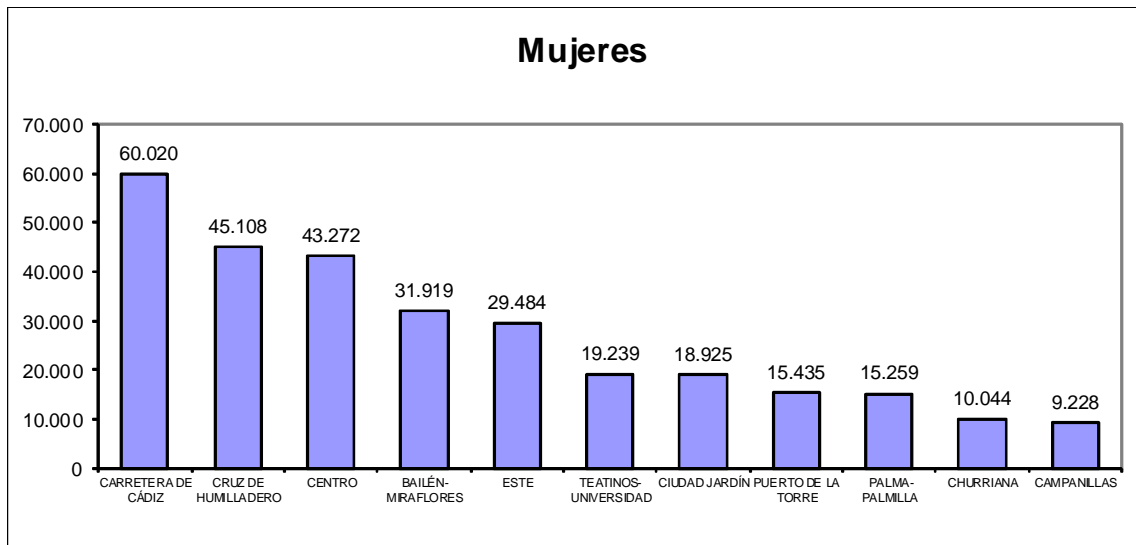
## 3. Población según Sexo por Distrito Municipal

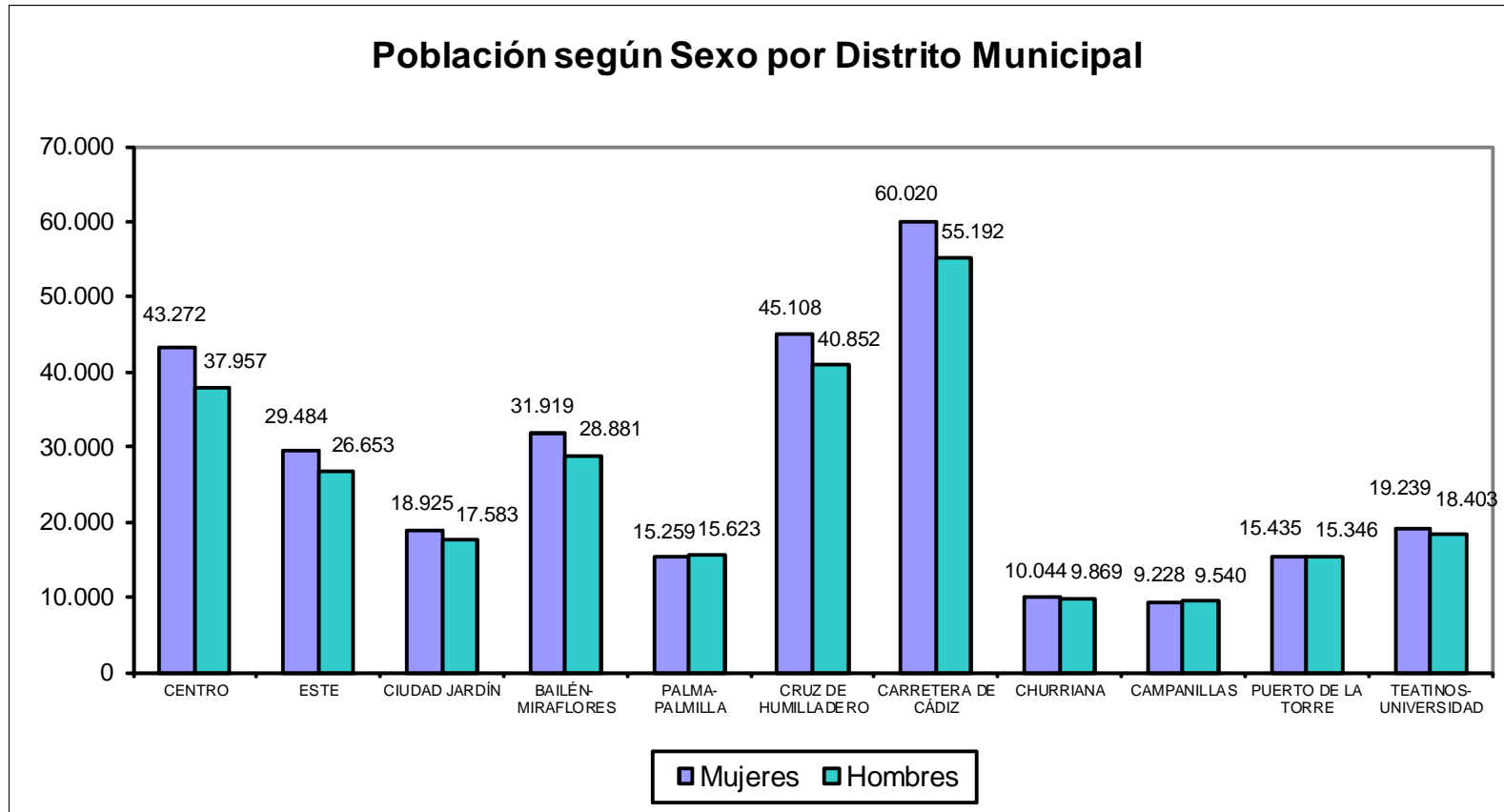
### - Mujeres

| DISTRITOS            | 2018           | %             | 2017           | %             |
|----------------------|----------------|---------------|----------------|---------------|
| Centro               | 43.272         | 14,52         | 42.969         | 14,52         |
| Este                 | 29.484         | 9,90          | 29.469         | 9,96          |
| Ciudad Jardín        | 18.925         | 6,35          | 18.747         | 6,34          |
| Bailén-Miraflores    | 31.919         | 10,71         | 31.702         | 10,72         |
| Palma-Palmilla       | 15.259         | 5,12          | 15.007         | 5,07          |
| Cruz de Humilladero  | 45.108         | 15,14         | 44.904         | 15,18         |
| Carretera de Cádiz   | 60.020         | 20,15         | 59.708         | 20,18         |
| Churriana            | 10.044         | 3,37          | 9.919          | 3,35          |
| Campanillas          | 9.228          | 3,10          | 9.171          | 3,10          |
| Puerto de la Torre   | 15.435         | 5,18          | 15.260         | 5,16          |
| Teatinos-Universidad | 19.239         | 6,46          | 18.973         | 6,41          |
| <b>Total general</b> | <b>297.933</b> | <b>100,00</b> | <b>295.829</b> | <b>100,00</b> |

### - Hombres

| DISTRITOS            | 2018           | %             | 2017           | %             |
|----------------------|----------------|---------------|----------------|---------------|
| Centro               | 37.957         | 13,76         | 37.704         | 13,75         |
| Este                 | 26.653         | 9,66          | 26.639         | 9,72          |
| Ciudad Jardín        | 17.583         | 6,37          | 17.465         | 6,37          |
| Bailén-Miraflores    | 28.881         | 10,47         | 28.608         | 10,43         |
| Palma-Palmilla       | 15.623         | 5,66          | 15.371         | 5,61          |
| Cruz de Humilladero  | 40.852         | 14,81         | 40.713         | 14,85         |
| Carretera de Cádiz   | 55.192         | 20,00         | 54.956         | 20,04         |
| Churriana            | 9.869          | 3,58          | 9.703          | 3,54          |
| Campanillas          | 9.540          | 3,46          | 9.507          | 3,47          |
| Puerto de la Torre   | 15.346         | 5,56          | 15.264         | 5,57          |
| Teatinos-Universidad | 18.403         | 6,67          | 18.247         | 6,66          |
| <b>Total general</b> | <b>275.899</b> | <b>100,00</b> | <b>274.177</b> | <b>100,00</b> |







**- Población por Sexo ordenado de mayor a menor según su volumen demográfico en los Distritos Municipales**

